


Managing Forum Subscriptions/Notifications

Once you've successfully created a user account in the NAVSO portal, you'll want to adjust your settings to ensure you're staying up to date with important notices and topics in our user Forum. Follow these simple steps to ensure you're receiving email alerts for relevant information. You can adjust these later if you find you're receiving too many alerts.

STEP 1: Go to www.navso.org and click the "LOG IN" button



STEP 2: Fill out your information and click "LOG IN"

USER ACCOUNT

Create new account Log in Request new password

Username or e-mail address *


You may login with either your assigned username or your e-mail address.

Password *

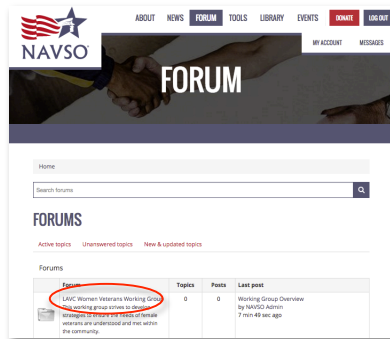
The password field is case sensitive.

LOG IN

STEP 3: Go to the Forum



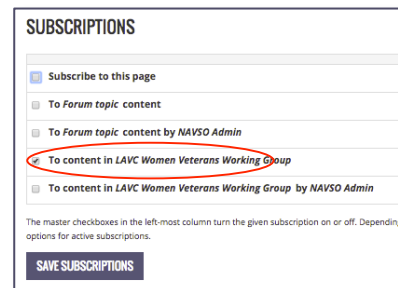
STEP 4: Click the most relevant Forum for the topic you're asking a question about (education, legal, etc.)



STEP 5: Click any existing topic



STEP 6: Scroll to the bottom of the page to "Subscriptions" and click the radio button next to "To content in [Forum Name]" and click "SAVE SUBSCRIPTIONS". This ensures you're notified of any new posts in this Forum container.



Contact NAVSO Tech Support if you have difficulty:
support@navso.org